

Public Health PBRN

Monthly Virtual Meeting

October 17, 2013

Research-in-Progress Presentation by
New Jersey BRN

The New Jersey Local Health Report: Measure
Development Support for the MPROVE Study

Natalie Pawlenko, MSW, New Jersey Department of Health

Susan German, MPH, Rutgers New Jersey Medical School

Conference Phone: 877-394-0659

Conference Code: 7754838037#

Please remember to mute your computer speakers during the presentation



at the University of Kentucky College of Public Health

The New Jersey Local Health Report: Support for the MPROVE Study

New Jersey Public Health Practice-Based Research Network

Natalie Pawlenko, MSW, New Jersey Department of Health
Susan German, MPH, Rutgers New Jersey Medical School



Today's Presentation

- The 2013 New Jersey Local Health Report (LHR)
- The Multi-Network Practice and Outcome Variation Examination (MPROVE) Study and relationship to the LHR

Why bother to measure anything?

“...In the past year, I have been struck by how important measurement is to improving the human condition. You can achieve incredible progress if you set a clear goal and find a measure that will drive progress toward that goal...

This may seem basic, but it is amazing how often it is not done and how hard it is to get it right...”

Bill Gates, WSJ, Sat/Sun Jan 26-27 2013

Why bother to measure anything?

- What gets measured gets done
- If you don't measure, you can't tell success from failure
- If you can see success, you can reward it
- If you can see success, you can learn from it
- If you can recognize failure, you can correct it
- If you can demonstrate results, you can win public support

Re-Inventing Government, Osborne and Gaebler, 1992

NEW JERSEY 2013

LOCAL HEALTH REPORT

The NJ Local Health Report:

Where we're going
& how we got here



How we got here: Driven by HO Needs and Recommendations

Project was user-driven from the beginning:
System can and must work for LHD's

1. One-on-one in person interviews and phone surveys
2. Electronic Survey - completed by 55 LHDs.
3. Pilot testing at three LHDs
4. Line-by-line pilot testing by HOs
5. Steering Committee Guidance - Five In-Person and Web-based Meetings

Steering Committee Consensus: What the report should measure.

The purpose of the revised Local Health Report is to document and quantify (to the greatest extent **practical**):

1. the **programs and services delivered** directly, or through formal partners, by governmental local public health entities;
2. **financial and personnel resources** employed to deliver these programs and services; and
3. the **outcomes** achieved by these programs, services, and resources. (From beginning, the toughest to achieve by far!)

Steering Committee Consensus:

What should be reported

1. It is one of the services most **commonly provided** by local health depts.
2. It is a service that most health depts. are **required to provide** and/or report (by State, County, or Local law / regulation / policy)
3. **Reduce hoc data requests** from DOH and DEP
4. Info **passes cost/benefit test**: value of information outweighs time required to report.

NEW JERSEY 2013

LOCAL HEALTH REPORT

The 2013 Local Health Report:

What's in it?

How does LHD use it?

What can it do for a LHD?



Meeting LHD Data & Reporting Needs

- Streamlining data management and reporting
 - Lighter burden by coordinating (and reducing) state data requests
 - Standardizing data formats & schedules
 - Fax, mail, email, passenger pigeon → electronic
 - Auto-filling & pre-populating key fields
- Collecting data that is timely and local
- Generating easy-to-read reports on demand

What's in the Local Health Report?

Administration:

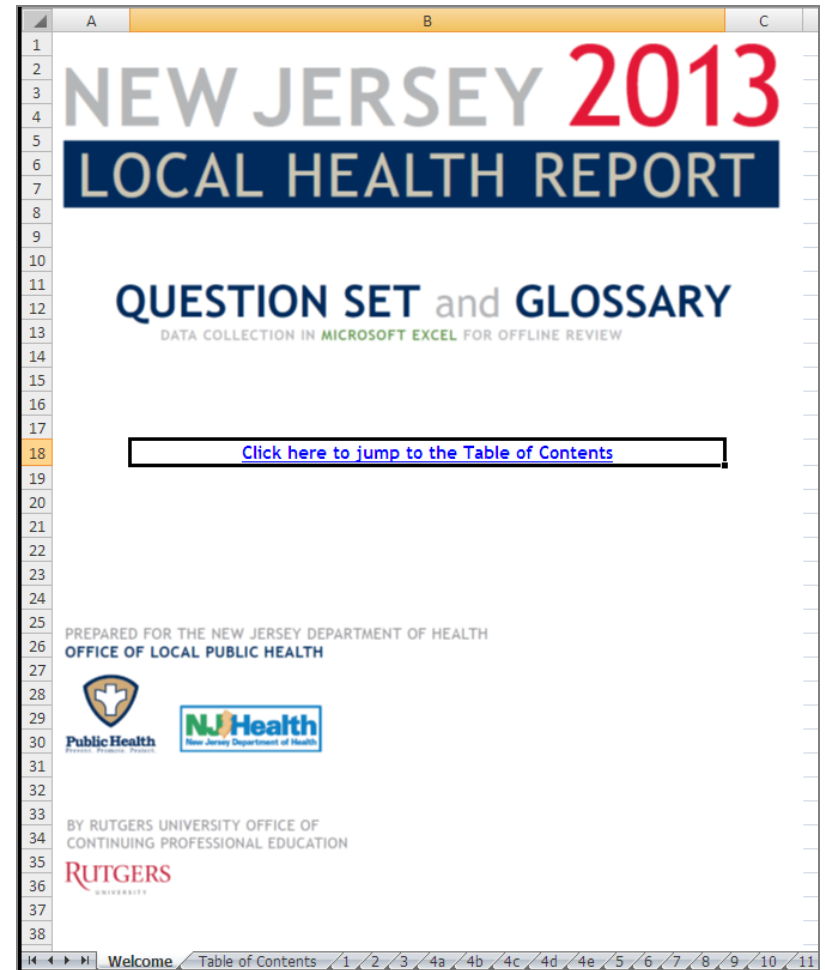
- Department Contact & Leadership Information
- Department Services & Service Area
- Annual Financial Summary
- Annual Staffing Summary

Services & Programs:

- Animal Protection & Rabies Control
- Body Art Facilities
- Emergency Preparedness & Response
- Health Education & Promotion
- Individualized Clinical Services
- Inquiries, Issues, and Complaint Investigations
- Kennels, Pet Shops, and Shelter/Pound Facilities
- Onsite Wastewater Disposal System Compliance
- Potable Wells & Drinking Water Compliance
- Proprietary Campgrounds
- Public Campgrounds
- Recreational Bathing Facilities
- Retail Food Establishment Safety
- School Immunization Record Audits
- Tanning Facilities
- Youth Camps

What is the 2013 Local Health Report?

- Jan. 2014: data for calendar year 2013 is submitted through ONLINE portal
- March 2013: preview copy of 2013 question set and glossary



Navigating the Excel file

1
2
3
4
5
6
7
8
9
10
11
12
13
14
15
16
17
18
19
20
21
22
23
24
25
26
27
28
29
30
31
32
33
34
35
36
37
38

A B C

NEW JERSEY 2013



LOCAL HEALTH REPORT

QUESTION SET and GLOSSARY


DATA COLLECTION IN MICROSOFT EXCEL FOR OFFLINE REVIEW

[Click here to jump to the Table of Contents](#)

PREPARED FOR THE NEW JERSEY DEPARTMENT OF HEALTH
OFFICE OF LOCAL PUBLIC HEALTH

BY RUTGERS UNIVERSITY OFFICE OF
CONTINUING PROFESSIONAL EDUCATION



Welcome | Table of Contents | 1 | 2 | 3 | 4a | 4b | 4c | 4d | 4e | 5 | 6 | 7 | 8 | 9 | 10 | 11

Navigating the Excel file

The screenshot displays an Excel spreadsheet with the following content:

NEW JERSEY 2013
LOCAL HEALTH REPORT

Table of Contents

Administration:

- Department Contact & Leadership Information
- Department Services & Service Area
- Annual Financial Summary
- Annual Staffing Summary

Services & Programs:

- Animal Protection & Rabies Control
 - Animal Bites & Rabies Control
 - Rabies Vaccination Clinics
 - Pet Licensing
 - Animal Control Services
 - Municipal Animal Shelter Operations
- Body Art Facilities
- Childhood Lead Poisoning Prevention & Control
- Communicable Disease Prevention & Control
- Emergency Preparedness & Response
- Health Education & Promotion
- Individualized Clinical Services
- Inquiries, Issues, and Complaint Investigations

Navigation highlights:

- A red arrow points to the text "Department Services & Service Area" in row 13.
- A red circle highlights the text "Department Services & Service Area" in row 13.
- A red arrow points to the sheet tab "1" in the bottom status bar.
- A red circle highlights the sheet tab "1" in the bottom status bar.

Navigating the Excel file

2013 Local Health Report
ONSITE WASTEWATER DISPOSAL SYSTEM COMPLIANCE
 The LHD will complete this form for each individual town to which the LHD provided this service (Municipal-level data). This report replaces the current Annual Onsite Wastewater Disposal System Report that LHDs submit to NJDEP.

Question & Definition	Jan	Feb	Mar	Apr	May	Jun	Jul	Aug	Sept
Number of system construction permits issued by the LHD in this municipality in this reporting year that provide final authorization to proceed with:									
1a New system installation									
1b Existing system repair									
1c Existing system alteration (without expansion)									
1d Existing system alteration (with expansion)									
Number of system construction permits issued by the LHD in this municipality in this reporting year for installation, repair, or alteration of advanced wastewater pretreatment systems.									
2 Number of system construction permits issued by the LHD in this municipality in this reporting year for installation, repair, or alteration of commercial facility systems.									
3 Number of systems in this municipality as of Dec. 31 of this reporting year.									
4 Does the LHD and/or other governmental representative perform required system construction inspections in this municipality?	Select an option from the drop-down								
5a If (1) or (2), list which types of system construction inspections the LHD and/or other governmental representatives perform in this municipality.	[Enter Response Here]								
5b If (2) or (3), list which types of system construction inspections may be performed by third-party certifiers in this municipality.	[Enter Response Here]								
6 Number of unduplicated noncompliant systems identified by the LHD in this municipality in this reporting year.									
7 Number of realty transfer system inspection reports reviewed by the LHD in this municipality in this reporting year.									
8 Number of systems identified as noncompliant as a result of LHD review of realty transfer system inspection reports in this municipality in this reporting year.									
9 Did the LHD have a septic management program in place in this municipality as of Dec. 31 of this reporting year?	Select an option from the drop-down								
10 Number of septic management program inspection reports reviewed by the LHD in this municipality in this reporting year.									
11 Number of system investigations conducted by the LHD in this municipality in this reporting year.									
12 Number of system-related summonses to appear in court that were issued by the LHD in this municipality in this reporting year.									
13 Are there any suspected/potential critical areas in this municipality that the LHD has not yet reported to NJDEP?	Select an option from the drop-down								
13a If yes to question 13, please provide a brief description of the location of each suspected/potential critical area.	[Enter Response Here]								

2013 Local Health Report
RETAIL FOOD ESTABLISHMENT SAFETY
 The LHD has the option of completing this form once (providing Municipal-level data) which the LHD provided this service (Municipal-level data).

Question & Definition	Jan	Feb	Mar
Number of licensed establishments of each type operating in this service area in this reporting year:			
1a Permanent fixed Risk Level 1			
1b Permanent fixed Risk Level 2			
1c Permanent fixed Risk Level 3			
1d Mobile			
1e Temporary			
1f Other (e.g., retail food establishments that conduct ONLY specialized processes)			
2 Number of specialized processes overseen by the LHD in this service area in this reporting year.			
3 Number of retail food establishment plan reviews conducted by the LHD in this service area in this reporting year.			
4 Number of routine inspections conducted by the LHD in this service area in this reporting year at each of the 5 following types of retail food establishments:			
5a Permanent fixed Risk Level 1			
5b Permanent fixed Risk Level 2			
5c Permanent fixed Risk Level 3			
5d Mobile			
5e Temporary			
5f Other (e.g., retail food establishments that conduct ONLY specialized processes)			
6 Number of routine re-inspections conducted by the LHD in this service area in this reporting year at each of the 6 following types of retail food establishment:			
6a Permanent fixed Risk Level 1			
6b Permanent fixed Risk Level 2			
6c Permanent fixed Risk Level 3			
6d Mobile			
6e Temporary			
6f Other (e.g., retail food establishments that conduct ONLY specialized processes)			
7 Number of non-routine emergency & complaint-related investigations/inspections of retail food establishments conducted by the LHD in this service area in this reporting year:			
7a Non-routine investigations			
7b Non-routine inspections			
8 Number of retail food establishments in this service area in this reporting year on which the LHD had to take one or more enforcement actions.			

2013 Local Health Report
DEPARTMENT CONTACT AND LEADERSHIP INFORMATION
 The LHD will provide this data once (LHD-level data).

Question & Definition	[Enter Response Here]
1 LHD Name	[Enter Response Here]
2 LHD Address	[Enter Response Here]
3 Mailing Address (if different from above)	[Enter Response Here]
4 LHD phone	[Enter Response Here]
5 LHD email	[Enter Response Here]
6 LHD fax	[Enter Response Here]
7 Name of the full-time health officer in charge of this LHD.	[Enter Response Here]
8 Phone number of the full-time health officer in charge of this LHD.	[Enter Response Here]
9 Email of the full-time health officer in charge of this LHD.	[Enter Response Here]
10 New Jersey health officer license number of the full-time health officer in charge of this LHD.	[Enter Response Here]

The Local Health Report is brought to you by the New Jersey Department of Health and Rutgers, The State University of New Jersey.

Navigating the Excel file

NJ Health
New Jersey Department of Health

[Back to Main Page](#)

2013 Local Health Report

BODY ART FACILITIES

The LHD has the **option** of completing this form once (providing LHD-level data) or completing this form for each individual town to which the LHD provided this service (Municipal-level data).

Question & Definition	Jan	Feb	Mar	Apr	May	Jun	Jul	Aug	Sept	Oct	Nov	Dec	TOTAL
1 Number of licensed body art establishments operating in this service area in this reporting year.													0
2 Number of pre-operational inspections of body art facilities conducted by the LHD in this service area in this reporting year.													0
3 Number of routine inspections of licensed body art facilities that were conducted by the LHD in this service area in this reporting year.													0
4 Number of routine re-inspections of licensed body art facilities that were conducted by the LHD in this service area in this reporting year.													0
5 Number of non-routine emergency & complaint-related inspections of body art facilities that were conducted by the LHD in this service area in this reporting year.													0
6 Number of unlicensed body art operations that were identified by the LHD in this service area in this reporting year.													0
7 Number of body art related infections/injuries reported to the LHD in this service area in this reporting year.													0

The Local Health Report is brought to you by the New Jersey Department of Health and Rutgers, The State University of New Jersey.

Navigating the Excel file

2013 Local Health Report

ONSITE WASTEWATER DISPOSAL SYSTEM COMPLIANCE

The LHD will complete this form for each individual town to which the LHD provided the replaces the current Annual Onsite Wastewater Disposal System Report that LHDs submit.

Question & Definition	Jan	Feb	Mar	Apr	May	Jun
22 3 Number of system construction permits issued by the LHD in this municipality in this reporting year for installation, repair, or alteration of commercial facility systems.						
23 4 Number of systems in this municipality as of Dec. 31 of this reporting year.						
24 5 Does the LHD and/or other governmental representative perform required system construction inspections in this municipality?						
25 5a If (1) or (2), list which types of system construction inspections the LHD and/or other governmental representatives perform in this municipality:						
25 5b If (2) or (3), list which types of system construction inspections may be performed by third-party certifiers in this municipality:						
26 6 Number of unduplicated noncompliant systems identified by the LHD in this municipality in this reporting year.						
27 7 Number of ready transfer system inspection reports reviewed by the LHD in this municipality in this reporting year.						

Question & Definition

22 3 Number of system construction permits issued by the LHD in this municipality in this reporting year that provide final authorization to proceed with:

18 New system installation

19 Existing system repair

20 Existing system alteration (with expansion)

21 Existing system alteration (without expansion)

22 Number of system construction permits issued by the LHD in this municipality in the reporting year for installation, repair, or alteration of adhered:

23 2 wastewater pretreatment systems.

24 Number of system construction permits issued by the LHD in this municipality in the reporting year for installation, repair, or alteration of commercial facility systems.

25 Number of systems in this municipality as of Dec. 31 of this reporting year.

26 Does the LHD and/or other governmental representative perform required system construction inspections in this municipality?

27 If (1) or (2), list which types of system construction inspections the LHD and/or other governmental representatives perform in this municipality.

28 If (2) or (3), list which types of system construction inspections may be performed by third-party certifiers in this municipality.

29 Number of unduplicated noncompliant systems identified by the LHD in this municipality in this reporting year.

30 Number of ready transfer system inspection reports reviewed by the LHD in this municipality in this reporting year.

31 Number of systems identified as noncompliant as a result of LHD review of ready transfer system inspection reports in this municipality in this reporting year.

32 Did the LHD have a septic management program in place in the municipality as of Dec. 31 of this reporting year?

33 Number of septic management program inspection reports reviewed by the LHD in this municipality in this reporting year.

34 Number of system investigations conducted by the LHD in this municipality in this reporting year.

35 Number of system-related summonses to appear in court that were issued by the LHD in this municipality in this reporting year.

36 Are there any suspected/potential critical areas in this municipality that the LHD has not yet reported to NIDAPP?

37 If yes to question 33, please provide a brief description of the location of each suspected/potential critical area.

The Local Health Report is brought to you by the New Jersey Department of Health and Rutgers, The State University of New Jersey.

Navigating the Excel file

NJ Health
New Jersey Department of Health

2013 Local Health Report

YOUTH CAMPS

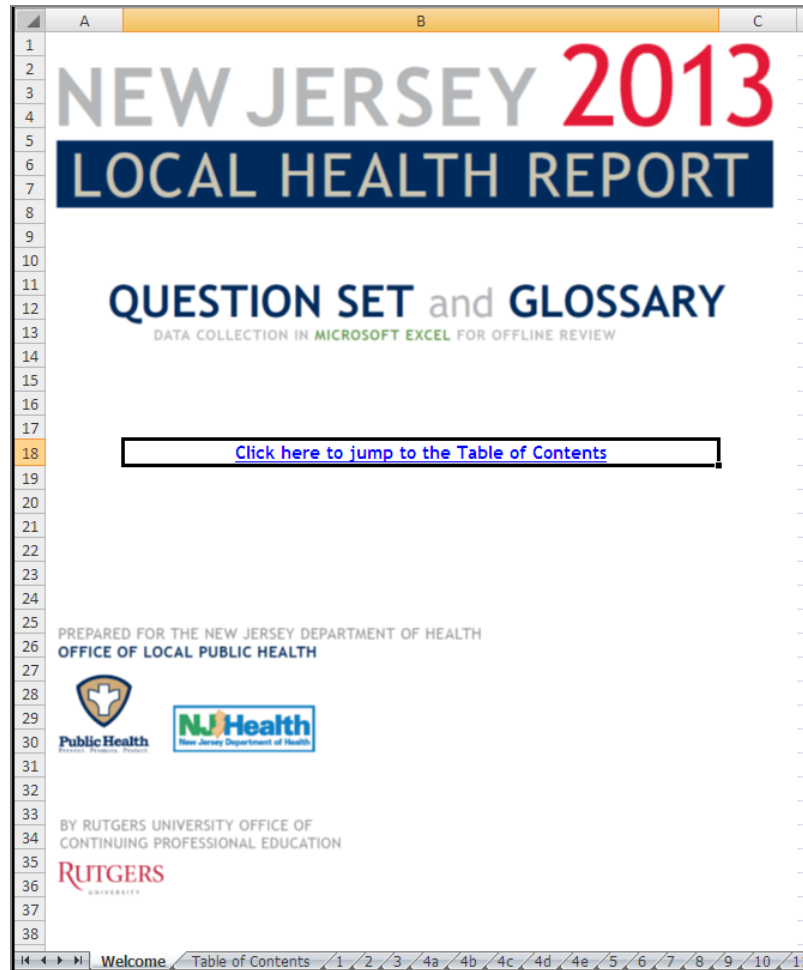
The LHD has the **option** of completing this form once (providing LHD-level data) or completing this form for each individual town to which the LHD provided this service (Municipal-level data).

Question & Definition	Jan	Feb	Mar	Apr	May	Jun	Jul	Aug	Sept	Oct	Nov	Dec	TOTAL
1 Number of youth camps operating in this service area in this reporting year.													0
2 Number of pre-operational inspections of youth camp facilities conducted by the LHD in this service area in this reporting year.													0
3 Number of routine inspections of summer youth camp facilities conducted by the LHD in this service area in this reporting year.													0
4 Number of routine re-inspections of youth camp facilities conducted by the LHD in this service area in this reporting year.													0
5 Number of non-routine emergency & complaint-related inspections of youth camp facilities conducted by the LHD in this service area in this reporting year.													0
6 Number of youth camp serious injuries reported to the NJDOH in this service area in this reporting year.													0
7 Number of youth camp facilities in this service area in this reporting year on which the LHD had to take one or more enforcement actions.													0

The Local Health Report is brought to you by the New Jersey Department of Health and Rutgers, The State University of New Jersey.


State
Optional

Navigating the Excel file



What's in LHR for a LHD: Improved Reporting

- Reports feature Public Health branding and graphics for a clear, consistent voice.
- Standardized formats allow:
 - LHD to create reports instantly & automatically
 - NJDOH to create statewide view of resources, capacity, activities, and results



What's in LHR for LHD: Customized Reporting

LHD DEPARTMENT NAME & YOU

IMPROVING OUR COMMUNITY TOGETHER!

[This section let's you highlight the most important good work, improvements, and key benefits that the health department and its staff delivered to the community this year.] Lorem ipsum dolor sit amet, consectetur adipiscing elit. Integer ut odio quis elit viverra tristique. Pellentesque eleifend rutrum congue. Mauris tincidunt elementum faucibus. Integer in eros sed lectus auctor viverra at vestibulum diam. Phasellus mattis cursus nisi, eu bibendum tortor rutrum nec.

- Vestibulum urna eros, congue sed molestie at, semper non urna. Ut fringilla, nibh nec ornare suscipit, orci nisi placerat velit, at iaculis eros nisi a metus. Duis venenatis, nisi sit amet gravida egestas, est lorem mattis felis, in egestas tortor nibh ac arcu. Sed eu libero at leo dignissim auctor. Sed id consequat est. Class aptent taciti sociosqu ad litora torquent per conubia nostra, per inceptos himenaeos. Suspendisse feugiat luctus placerat.
- Sed at nisl ac lectus ullamcorper laoreet ac in urna. Fusce mollis, est eu viverra ornare, metus magna vestibulum enim, non consequat eros magna pellentesque lacus. Nam a risus nisi, quis tristique eros. Curabitur turpis metus, iaculis in porttitor at, suscipit vel quam. Pellentesque tempor ullamcorper lorem sit amet auctor. Etiam at mi ac magna commodo egestas eu vitae arcu. Sed bibendum consectetur orci eget pharetra. Mauris facilisis vulputate tincidunt.

PUBLIC HEALTH QUICK FACTS

- Revenue brought in by LHD
- Budget
- Number of human resources FTEs
- Vaccinations
- Clinic visits
- Inspections
- Facilities
- Pets licensed
- Outbreaks investigated & controlled
- Environmental health & safety issues investigated and resolved
- Other stuff the LHD wants to highlight

PUBLIC HEALTH, PERSONAL STORIES



This section lets you highlight a specific, personal story about the health department helping an individual or group of local residents in need.

Lorem ipsum dolor sit amet, consectetur adipiscing elit. Integer ut odio quis elit viverra tristique. Pellentesque eleifend rutrum congue. Mauris tincidunt elementum faucibus. Integer in eros sed lectus auctor viverra at vestibulum diam.

Phasellus mattis cursus nisi, eu bibendum tortor rutrum nec. Vestibulum et libero sed enim rutrum faucibus non sed turpis.

Customizable section:
Program highlights

Customizable section:
Personal stories

Customizable section:
Program numbers you choose

MPROVE Study: Introduction

- MPROVE is organized through the Robert Wood Johnson Foundation-funded Public Health Practice-Based Research Network (PH PBRN) program.
- New Jersey PH PBRN is one of seven participating PH PBRNs in this descriptive study of geographic variation of public health service delivery.

MPROVE Study: Purpose

- The purpose of the MPROVE Study is to quantify and characterize geographic variation, within and across the seven participating PH PBRNs, of a set of public health services that are associated with population health.
- Study results will be useful for identifying opportunities to improve public health delivery.

MPROVE Study: Practice Settings

- Study practice settings consist of local governmental health agencies of the following seven PH PBRNs:
 - Colorado
 - Florida
 - Minnesota
 - New Jersey
 - North Carolina
 - Tennessee
 - Washington
- Approximate total of 349 local health agencies

MPROVE Study: Activity Timeline

- Phase I: May - December 2012
 - Selection and specification of measures to collect
- Phase II: January - October 2013
 - Data collection
 - Pooling data across networks
- Phase III: November -December 2013
 - Data analysis
 - Dissemination
 - Planning for future and follow-up studies

MPROVE Study: Measure Domains

- Three domains of public health service measures:
 - Chronic Disease Prevention
 - Communicable Disease Control
 - Environmental Health Protection

MPROVE Study: Measure Selection Criteria

- Selection Criteria for Candidate Measures (abridged list)
 - Domain: Chronic Disease, Communicable Disease, Environmental Health
 - Relevance/Control: Authority to implement?
 - Expected Health Impact: Degree of improvement in population health
 - Expected Variation
 - Feasibility: Feasibility of obtaining data
 - Expected Validity: Degree to which measure characterizes the public health activity of interest
 - Expected Reliability: Degree to which measure characterizes the public health activity consistently across different settings.

MPROVE Study: Measure Selection Process

- Selection Process of Measures
 - Initial submission of measures: Each participating PBRN submitted candidate measures resulting in 322 measures
 - Rating Survey: All 322 candidate measures were rated on a scale of 1 to 5 for each selection criterion by each PBRN via a web-based survey. Ratings were scored using a Delphi process.
 - In-person meeting in Denver: PBRN representatives reviewed Delphi ratings and selected a shortened list of 51 measures.
 - After a second rating survey on the shortened list of measures, the final set of 32 measures was selected.

MPROVE Study: Candidate Measure Submission

- New Jersey PBRN submitted 136 measures from the New Jersey LHR as candidate measures for MPROVE.
- As noted earlier, these measures, as part of the LHR development process, underwent:
 - Pilot testing for reliability and validity
 - Evaluation and guidance by steering committee

MPROVE Study: Final Measures

- In conclusion, we are proud to report:
- Fifteen of the 32 final MPROVE measures are taken from the New Jersey LHR:
- Partial list of these measures:
 - Oral health screening by agency (volume)
 - Childhood immunizations administered by agency (volume)
 - Foodborne/Waterborne reported cases (volume)
 - TB reported cases (volume)
 - TB active contact screening (volume)
 - TB directly-observed therapy rate (reach)
 - TB contact treatment completion rate (reach)

Conclusion

- The 2013 New Jersey LHR was fundamental in serving as the foundational support for New Jersey's participation in, and contribution to the multi-state MPROVE Study.

Questions/Comments?

- Link to additional information and preview version of the 2013 NJ LHR:
 - <http://njlmn2.rutgers.edu/forum/new-local-health-report-2013>
- Our Contact Information:
- Natalie Pawlenko:
 - natalie.pawlenko@doh.state.nj.us
- Susan German
 - susan.german@rutgers.edu

Other Meeting Agenda Items

PBRN Research Updates

- **MPROVE Projects Ended 10/14/13. Reports due 11/15/13**
- **DACS Projects Began 7/15/13**

Dissemination Opportunities

- *Frontiers*
- **Keeneland Conference and PBRN Grantee Meeting**
- **APHA Presentations- please let us know if you are presenting**
(Social Hour: Monday, Nov 4, 5:00PM-locatin TBD)

Funding Opportunities

- **Quick Strikes**
- **NIH calls for research projects examining violence**

For more information contact:

Glen Mays

Glen.mays@uky.edu

111 Washington Avenue, Suite 201

Lexington, KY 40536

859-218-0113

www.publichealthsystems.org